05D~20D Series 標準型氧化鋅壓敏電阻器
Standard Type Metal Oxide Varistor

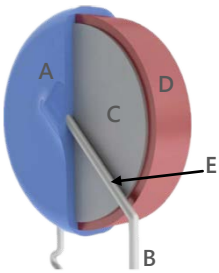

■結構圖 Construction
A 絶缘層 Insulation Coating
B 引線 Lead Wire
C 電極 Electrode
D 氧化鋅元件 Zinc Oxide
E 焊料 Solder

■尺寸代碼 Dimensions Code

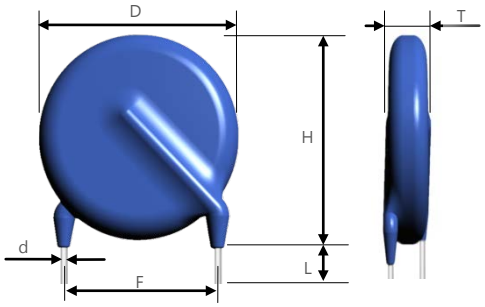

■特性 | Feature
小型,耐電湧電流量大
最大"能量處理能力"以緊湊尺寸吸收瞬態過電壓
壓敏電壓相容範圍廣
Large withstanding surge current capability in compact sizes
Large "Energy Handling Capability" absorbing transient over voltages in compact sizes
Wide range of varistor voltages
.

■推薦應用領域 | Typical Application
用於保護半導體元件（二極體,三極管,可控矽,IC 等）
用於保護民用電子設備
用於保護通信,計測,控制裝置
Transistor, diode, IC, thyristor or triac semiconductor protection
Surge protection in consumer electronic equipment
Surge protection in communication, measuring or controller electronics

性能指標 Technical Data	
型號尺寸 **Model Size**	Φ5mm ~ Φ20mm
工作/儲存溫度范围 Operating /Storage Temperature	-40℃ ~ +85℃/-40℃ ~ +125℃
耐浪湧電流 Withstanding Surge Current	**100~6500A**
認證標志 Approved Monogram	UL ,VDE ,CSA ,CQC

系列別 Series	可容許之最大電壓 Maximun Allowable Voltage		壓敏電壓 Varistor Voltage			最大抑制電壓 Maximun Clamping Voltage	
	AC rms(V)	DC(V)	Min.	Vb(Vdc)	Max.	Vc(V)	Ip(A)
05D~20D Series	11~1000	14~1465	15~1620	18~1800	21~1980	38~2970	1~100

■認證標準及編號 Approvals Standard And File No.

相關標準 Related Standard		證書號 Certificate No.	產品型號 Part No.	認證標示 Approved Monogram
CQC (China)	GB/T10193;GB/T10194 GB4943.1;GB8898	CQC16001150315 / CQC16001150310 CQC16001150287 / CQC16001150288 CQC16001150285	05D180L~20D182K	
UL (USA)	UL1449	E486000	05D180L~32D182K	
CSA(Canada)	UL1449	E486000	07D180L~32D182K	
VDE (Germany)	IEC61051 IEC60950-1	40044685	05D180L~20D911K	

05D Series標準型氧化鋅壓敏電阻器
Standard Metal Oxide Varistor

■電氣特性 Electrical Characteristics

產品型號 Part No.	最大允許迴路電壓 Maximum Allowable Voltage		能量/耐量 Energy 10/1000μS	最大峰值電流 8/20μS Withstanding Surge Current		最大額定功率 Rated POWER	壓敏電壓 Varistor Voltage	最大限制電壓 Max Clamping Voltage	電容量 Capacitance (參考值)
	ACrms(V)	DC(V)	(J)	1 Time(A)	2 Time(A)	(W)	AT 0.1mA(V)	AT 1A(V)	1KHz(pF)
05D180L	11	14	0.4	100	50	0.01	18(15-21)	38	1400
05D220K	14	18	0.6	100	50	0.01	22(20-24)	43	1150
05D270K	17	22	0.7	100	50	0.01	27(24-30)	53	930
05D330K	20	26	0.8	100	50	0.01	33(30-36)	65	760
05D390K	25	31	1.1	100	50	0.01	39(35-43)	77	640
05D470K	30	38	1.4	100	50	0.01	47(42-52)	93	530
05D560K	35	45	1.5	100	50	0.01	56(50-62)	110	450
05D680K	40	56	1.8	100	50	0.01	68(61-75)	135	370

產品型號 Part No.	最大允許迴路電壓 Maximum Allowable Voltage		能量/耐量 Energy 10/1000μS	最大峰值電流 8/20μS Withstanding Surge Current		最大額定功率 Rated POWER	壓敏電壓 Varistor Voltage	最大限制電壓 Max Clamping Voltage	電容量 Capacitance (參考值)
	ACrms(V)	DC(V)	(J)	1 Time(A)	2 Time(A)	(W)	AT 0.1mA(V)	AT 5A(V)	1KHz(pF)
05D820K	50	65	2.6	400	200	0.1	82(74-90)	135	300
05D101K	60	85	2.8	400	200	0.1	100(90-110)	165	250
05D121K	75	100	4.2	400	200	0.1	120(108-132)	200	210
05D151K	95	125	4.2	400	200	0.1	150(135-165)	250	165
05D181K	115	150	5.6	400	200	0.1	180(162-198)	300	140
05D201K	130	170	7.7	400	200	0.1	200(185-225)	330	125
05D221K	140	180	8.8	400	200	0.1	220(198-242)	360	110
05D241K	150	200	9.8	400	200	0.1	240(216-264)	395	110
05D271K	175	225	10.5	400	200	0.1	270(243-297)	455	95
05D301K	190	250	11.8	400	200	0.1	300(270-330)	505	85
05D331K	210	275	14.0	400	200	0.1	330(297-363)	550	75
05D361K	230	300	14.0	400	200	0.1	360(324-396)	595	70
05D391K	250	320	15.4	400	200	0.1	390(351-429)	650	65
05D431K	275	350	16.8	400	200	0.1	430(387-473)	710	60
05D471K	300	385	18.2	400	200	0.1	470(423-517)	775	55
05D511K	320	415	19.6	400	200	0.1	510(459-561)	845	50
05D561K	350	460	19.6	400	200	0.1	560(504-616)	920	45
05D621K	385	505	21.0	400	200	0.1	620(558-682)	1025	40
05D681K	420	560	21.0	400	200	0.1	680(612-748)	1120	35
05D751K	460	615	22.4	400	200	0.1	750(675-825)	1240	30

注: 本產品目錄規格如有變更,恕不一一告知,訂購及使用之前,請仔細確認規格書內容
Note: Specifications given herein may be changed at any time without prior notice. Please confirm technical specifications before you order and/or use.

■最大冲击电流减额曲线
Maximum Surge Current Derating Curve

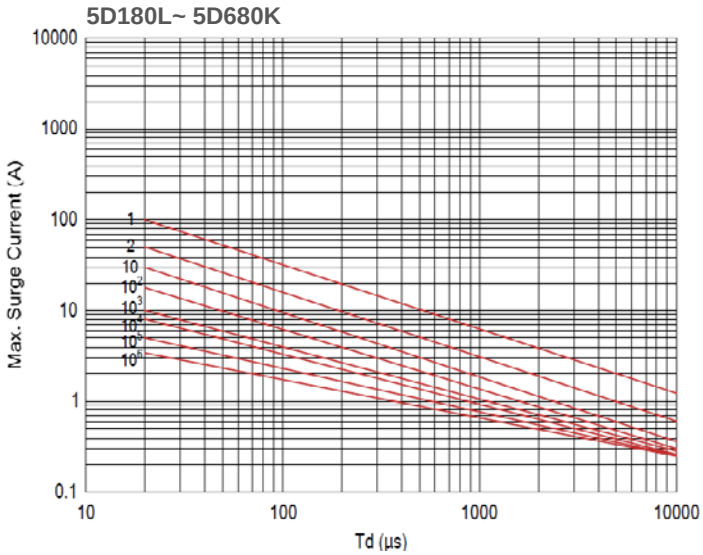

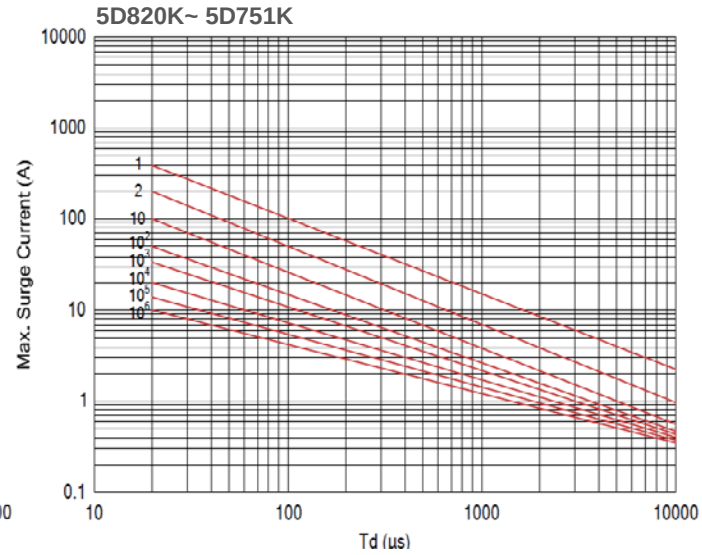

■最大漏电流与最大限制电压曲线
Maximum Leakage Current and Maximum Clamping Voltage Curve

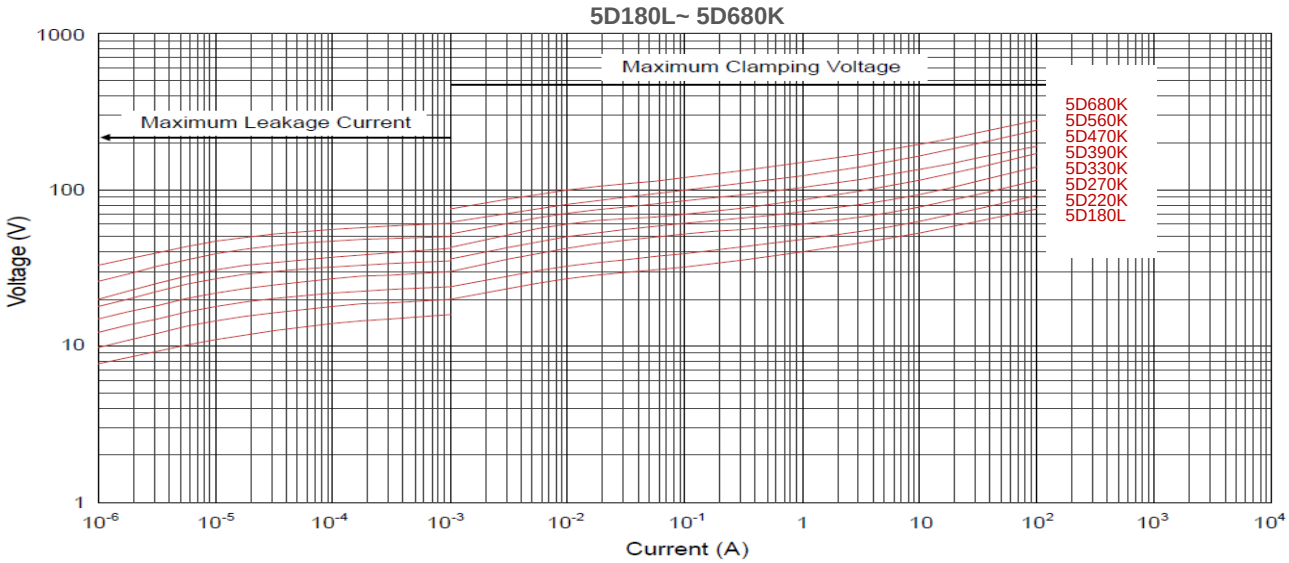

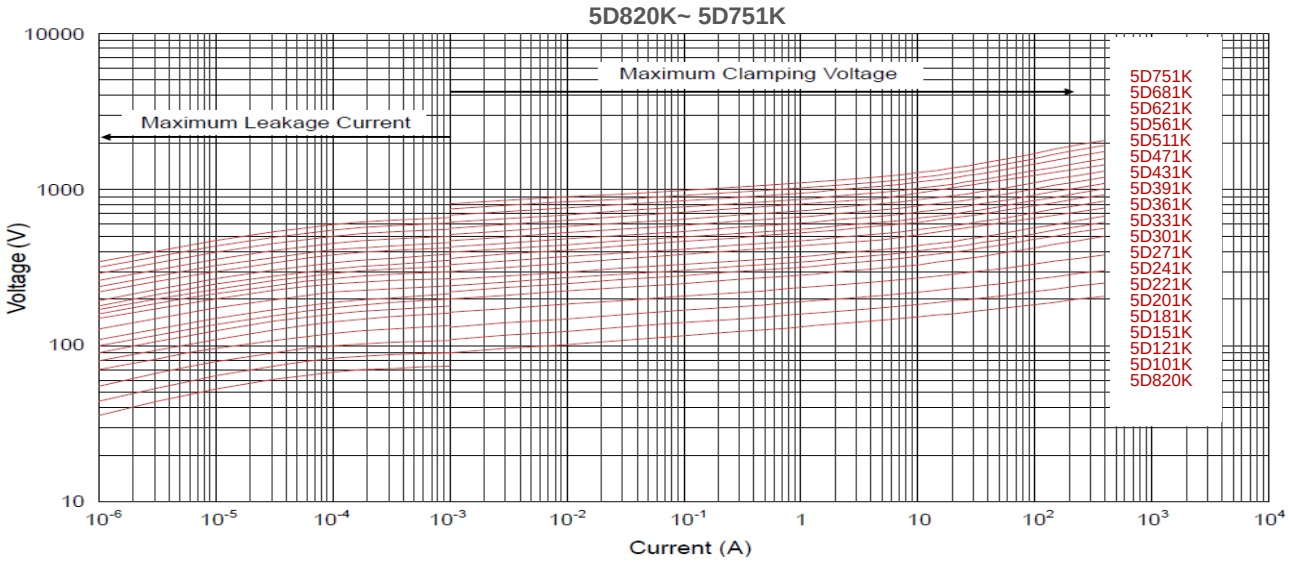

05D Series 標準型氧化鋅壓敏電阻器
Standard Metal Oxide Varistor

■尺寸 Dimensions(mm)

Type 1(Standard)	Type 2	Type 4	Type 7
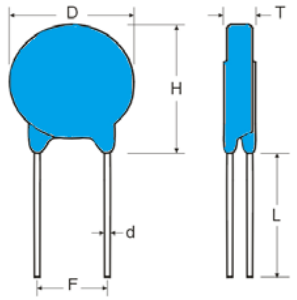	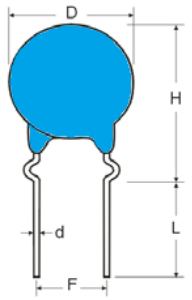	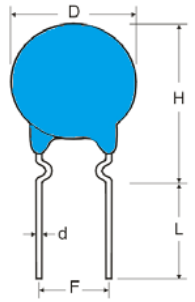	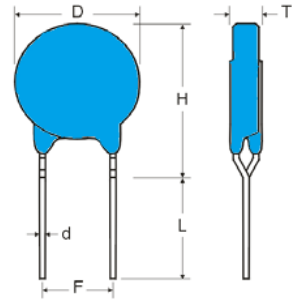

產品型號 Part No.	D Max.	H Max.		L min.	F ±0.8	d ±0.05	T Max.
		Type 1	Type 2 / 4 / 7				
05D751K	7.0	9.0	12.0	20.0	5.0	0.6	6.5
05D681K	7.0	9.0	12.0	20.0	5.0	0.6	6.4
05D621K	7.0	9.0	12.0	20.0	5.0	0.6	6.4
05D561K	7.0	9.0	12.0	20.0	5.0	0.6	6.2
05D511K	7.0	9.0	12.0	20.0	5.0	0.6	5.8
05D471K	7.0	9.0	12.0	20.0	5.0	0.6	5.6
05D431K	7.0	9.0	12.0	20.0	5.0	0.6	5.3
05D391K	7.0	9.0	12.0	20.0	5.0	0.6	5.1
05D361K	7.0	9.0	12.0	20.0	5.0	0.6	5.0
05D331K	7.0	9.0	12.0	20.0	5.0	0.6	4.8
05D301K	7.0	9.0	12.0	20.0	5.0	0.6	4.7
05D271K	7.0	9.0	12.0	20.0	5.0	0.6	4.5
05D241K	7.0	9.0	12.0	20.0	5.0	0.6	4.3
05D221K	7.0	9.0	12.0	20.0	5.0	0.6	4.2
05D201K	7.0	9.0	12.0	20.0	5.0	0.6	4.1
05D181K	7.0	9.0	12.0	20.0	5.0	0.6	4.1
05D151K	7.0	9.0	12.0	20.0	5.0	0.6	4.8
05D121K	7.0	9.0	12.0	20.0	5.0	0.6	4.5
05D101K	7.0	9.0	12.0	20.0	5.0	0.6	4.3
05D820K	7.0	9.0	12.0	20.0	5.0	0.6	4.1
05D680K	7.0	9.0	12.0	20.0	5.0	0.6	4.5
05D560K	7.0	9.0	12.0	20.0	5.0	0.6	4.5
05D470K	7.0	9.0	12.0	20.0	5.0	0.6	4.1
05D390K	7.0	9.0	12.0	20.0	5.0	0.6	4.1
05D330K	7.0	9.0	12.0	20.0	5.0	0.6	3.9
05D270K	7.0	9.0	12.0	20.0	5.0	0.6	3.9
05D220K	7.0	9.0	12.0	20.0	5.0	0.6	3.8
05D180L	7.0	9.0	12.0	20.0	5.0	0.6	3.8

注: 本產品目錄規格如有變更,恕不一一告知,訂購及使用之前,請仔細確認規格書內容
Note: Specifications given herein may be changed at any time without prior notice. Please confirm technical specifications before you order and/or use.

■電氣特性 Electrical Characteristics

產品型號 Part No.	最大允許迴路電壓 Maximum Allowable Voltage		能量/耐量 Energy 10/1000μS	最大峰值電流 8/20μS Withstanding Surge Current		最大額定功率 Rated POWER	壓敏電壓 Varistor Voltage	最大限制電壓 Max Clamping Voltage	電容量 Capacitance (參考值)
	ACrms(V)	DC(V)	(J)	1 Time(A)	2 Time(A)	(W)	AT 1mA(V)	AT 2.5A(V)	1KHz(pF)
07D180L	10	14	2.1	250	125	0.02	18(15-21)	38	1400
07D220K	14	18	2.4	250	125	0.02	22(20-24)	43	1150
07D270K	17	22	2.8	250	125	0.02	27(24-30)	53	930
07D330K	20	26	3.5	250	125	0.02	33(30-36)	65	760
07D390K	25	31	4.2	250	125	0.02	39(35-43)	77	640
07D470K	30	38	5.0	250	125	0.02	47(42-52)	93	530
07D560K	35	45	6.2	250	125	0.02	56(50-62)	110	450
07D680K	40	56	7.2	250	125	0.02	68(61-75)	135	370

產品型號 Part No.	最大允許迴路電壓 Maximum Allowable Voltage		能量/耐量 Energy 10/1000μS	最大峰值電流 8/20μS Withstanding Surge Current		最大額定功率 Rated POWER	壓敏電壓 Varistor Voltage	最大限制電壓 Max Clamping Voltage	電容量 Capacitance (參考值)
	ACrms(V)	DC(V)	(J)	1 Time(A)	2 Time(A)	(W)	AT 1mA(V)	AT 10A(V)	1KHz(pF)
07D820K	50	65	9.8	1200	600	0.25	82(74-90)	135	600
07D101K	60	85	11.6	1200	600	0.25	100(90-110)	165	500
07D121K	75	100	14.0	1200	600	0.25	120(108-132)	200	420
07D151K	95	125	16.8	1200	600	0.25	150(135-165)	250	330
07D181K	115	150	18.2	1200	600	0.25	180(162-198)	300	280
07D201K	130	170	25.2	1200	600	0.25	200(185-225)	330	250
07D221K	140	180	26.5	1200	600	0.25	220(198-242)	360	230
07D241K	150	200	28.0	1200	600	0.25	240(216-264)	395	210
07D271K	175	225	32.2	1200	600	0.25	270(243-297)	455	185
07D301K	190	250	35.0	1200	600	0.25	300(270-330)	505	165
07D331K	210	275	37.8	1200	600	0.25	330(297-363)	550	150
07D361K	230	300	42.0	1200	600	0.25	360(324-396)	595	140
07D391K	250	320	46.2	1200	600	0.25	390(351-429)	650	130
07D431K	275	350	50.4	1200	600	0.25	430(387-473)	710	115
07D471K	300	385	56.0	1200	600	0.25	470(423-517)	775	105
07D511K	320	415	57.0	1200	600	0.25	510(459-561)	845	100
07D561K	350	460	58.0	1200	600	0.25	560(504-616)	920	90
07D621K	385	505	61.6	1200	600	0.25	620(558-682)	1025	80
07D681K	420	560	62.5	1200	600	0.25	680(612-748)	1120	75
07D751K	460	615	67.2	1200	600	0.25	750(675-825)	1240	65
07D781K	485	640	69.0	1200	600	0.25	780(702-858)	1290	63
07D821K	510	670	72.0	1200	600	0.25	820(738-902)	1355	60

注: 本產品目錄規格如有變更,恕不一一告知,訂購及使用之前,請仔細確認規格書內容
Note: Specifications given herein may be changed at any time without prior notice. Please confirm technical specifications before you order and/or use.

■最大冲击电流减额曲线
Maximum Surge Current Derating Curve

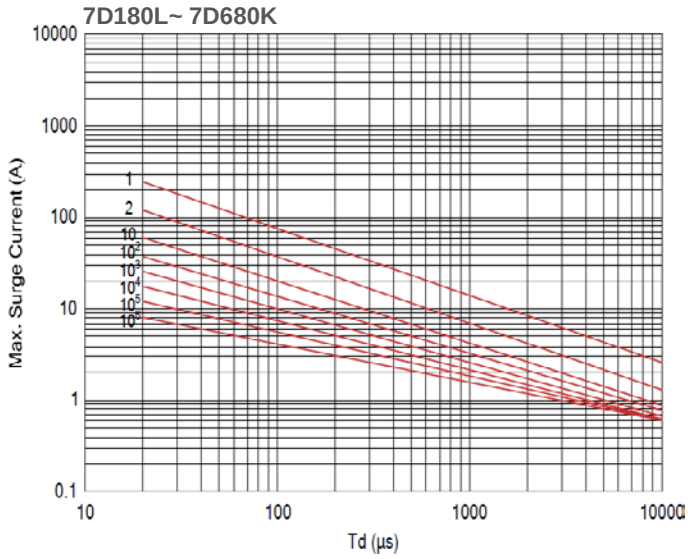

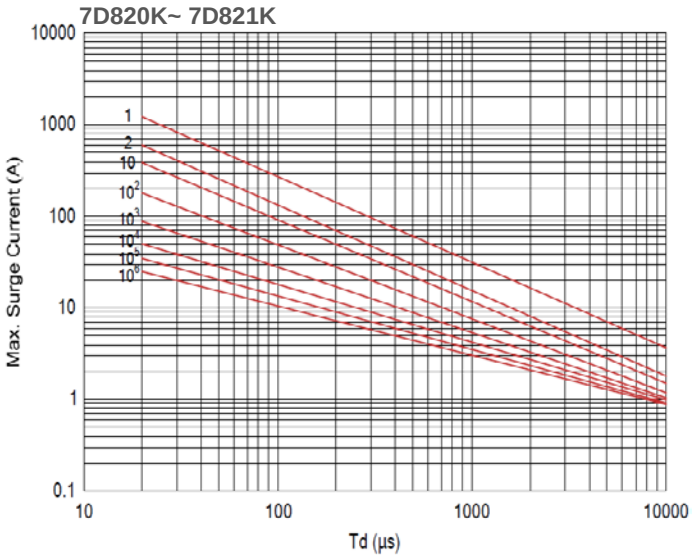

■最大漏电流与最大限制电压曲线
Maximum Leakage Current and Maximum Clamping Voltage Curve

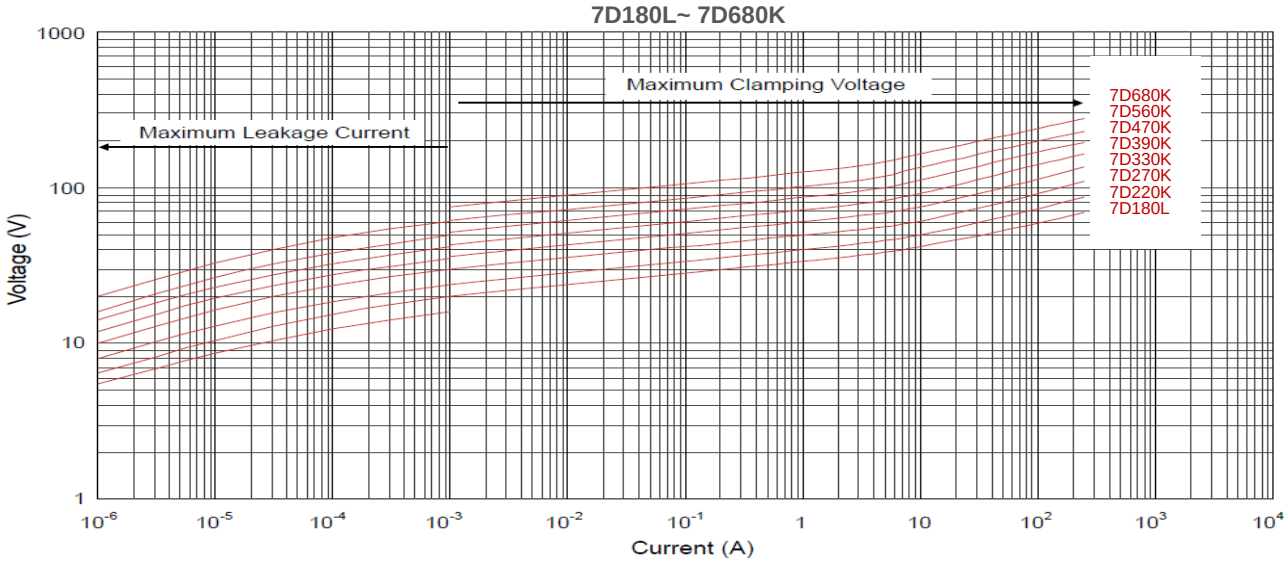

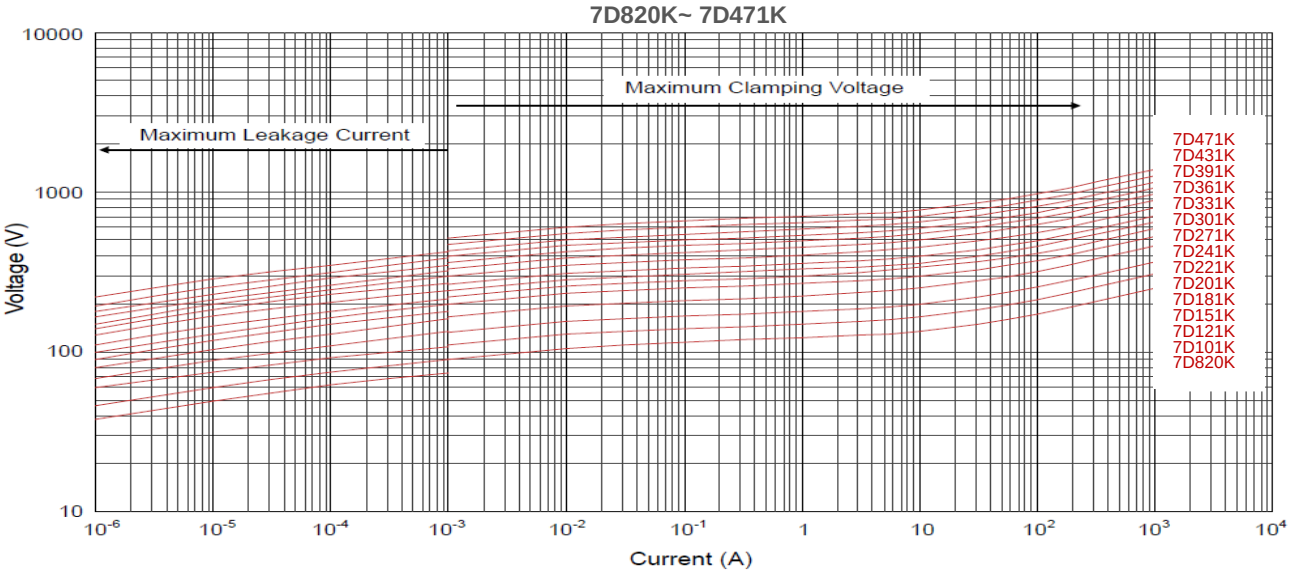

■最大漏电流与最大限制电压曲线
Maximum Leakage Current and Maximum Clamping Voltage Curve

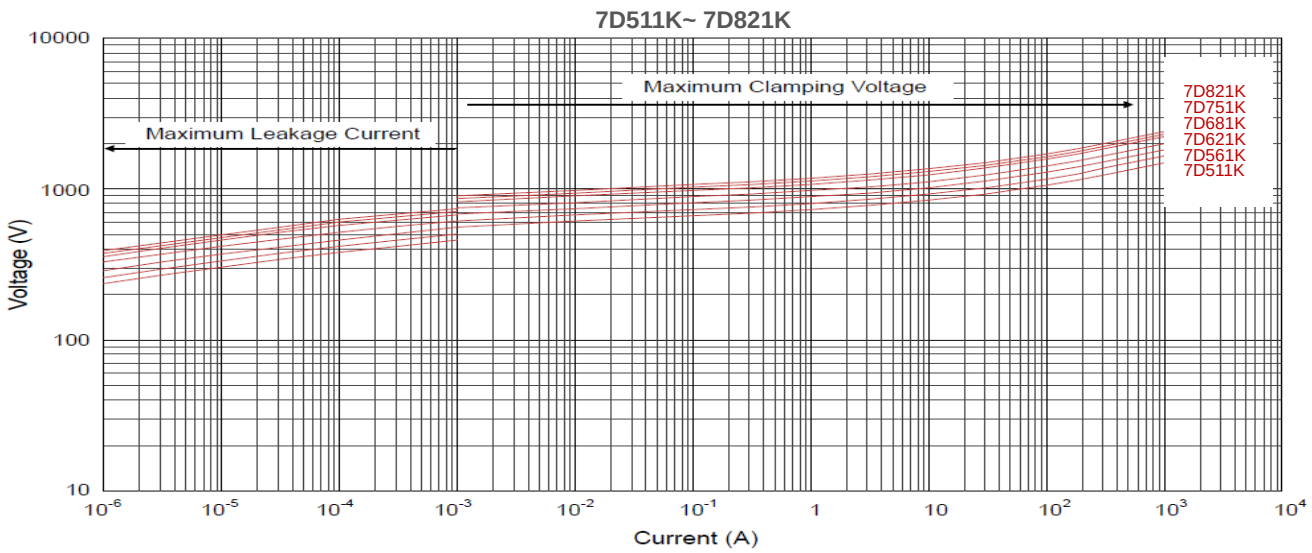

07D Series 標準型氧化鋅壓敏電阻器
Standard Metal Oxide Varistor

■尺寸 Dimensions(mm)

Type 1(Standard)	Type 2	Type 4	Type 7
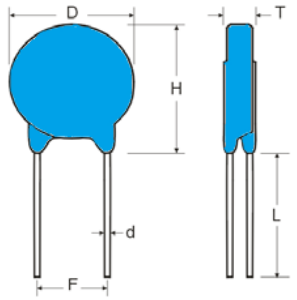	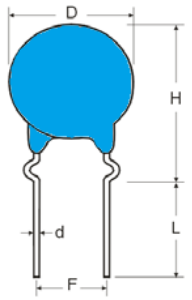	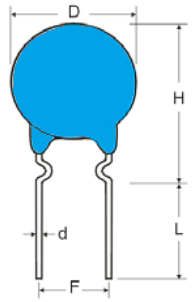	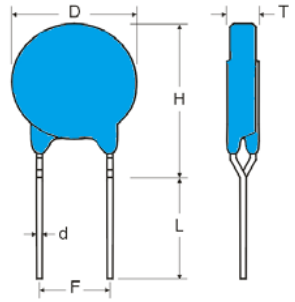

產品型號 Part No.	D Max.	H Max.		L min.	F ±0.8	d ±0.05	T Max.
		Type 1	Type 2 / 4 / 7				
07D821K	9.0	11.0	14.0	20.0	5.0	0.6	6.9
07D781K	9.0	11.0	14.0	20.0	5.0	0.6	6.7
07D751K	9.0	11.0	14.0	20.0	5.0	0.6	6.5
07D681K	9.0	11.0	14.0	20.0	5.0	0.6	6.4
07D621K	9.0	11.0	14.0	20.0	5.0	0.6	6.4
07D561K	9.0	11.0	14.0	20.0	5.0	0.6	6.2
07D511K	9.0	11.0	14.0	20.0	5.0	0.6	5.8
07D471K	9.0	11.0	14.0	20.0	5.0	0.6	5.6
07D431K	9.0	11.0	14.0	20.0	5.0	0.6	5.3
07D391K	9.0	11.0	14.0	20.0	5.0	0.6	5.1
07D361K	9.0	11.0	14.0	20.0	5.0	0.6	5.0
07D331K	9.0	11.0	14.0	20.0	5.0	0.6	4.8
07D301K	9.0	11.0	14.0	20.0	5.0	0.6	4.7
07D271K	9.0	11.0	14.0	20.0	5.0	0.6	4.5
07D241K	9.0	11.0	14.0	20.0	5.0	0.6	4.3
07D221K	9.0	11.0	14.0	20.0	5.0	0.6	4.2
07D201K	9.0	11.0	14.0	20.0	5.0	0.6	4.1
07D181K	9.0	11.0	14.0	20.0	5.0	0.6	4.1
07D151K	9.0	11.0	14.0	20.0	5.0	0.6	4.8
07D121K	9.0	11.0	14.0	20.0	5.0	0.6	4.5
07D101K	9.0	11.0	14.0	20.0	5.0	0.6	4.3
07D820K	9.0	11.0	14.0	20.0	5.0	0.6	4.1
07D680K	9.0	11.0	14.0	20.0	5.0	0.6	4.5
07D560K	9.0	11.0	14.0	20.0	5.0	0.6	4.5
07D470K	9.0	11.0	14.0	20.0	5.0	0.6	4.1
07D390K	9.0	11.0	14.0	20.0	5.0	0.6	4.1
07D330K	9.0	11.0	14.0	20.0	5.0	0.6	3.9
07D270K	9.0	11.0	14.0	20.0	5.0	0.6	3.9
07D220K	9.0	11.0	14.0	20.0	5.0	0.6	3.8
07D180L	9.0	11.0	14.0	20.0	5.0	0.6	3.8

注: 本產品目錄規格如有變更,恕不一一告知,訂購及使用之前,請仔細確認規格書內容
Note: Specifications given herein may be changed at any time without prior notice. Please confirm technical specifications before you order and/or use.

10D Series 標準型氧化鋅壓敏電阻器
Standard Metal Oxide Varistor

■電氣特性 Electrical Characteristics

產品型號 Part No.	最大允許迴路電壓 Maximum Allowable Voltage		能量/耐量 Energy 10/1000μS	最大峰值電流 8/20μS Withstanding Surge Current		最大額定功率 Rated POWER	壓敏電壓 Varistor Voltage	最大限制電壓 Max Clamping Voltage	電容量 Capacitance (參考值)
	ACrms(V)	DC(V)	(J)	1 Time(A)	2 Time(A)	(W)	AT 1mA(V)	AT 5A(V)	1KHz(pF)
10D180L	10	14	2.8	500	250	0.05	18(15-21)	38	5600
10D220K	14	18	4.5	500	250	0.05	22(20-24)	43	4500
10D270K	17	22	6.0	500	250	0.05	27(24-30)	53	3700
10D330K	20	26	7.4	500	250	0.05	33(30-36)	65	3000
10D390K	25	31	9.1	500	250	0.05	39(35-43)	77	2600
10D470K	30	38	10.8	500	250	0.05	47(42-52)	93	2100
10D560K	35	45	12.9	500	250	0.05	56(50-62)	110	1800
10D680K	40	56	15.4	500	250	0.05	68(61-75)	135	1500

產品型號 Part No.	最大允許迴路電壓 Maximum Allowable Voltage		能量/耐量 Energy 10/1000μS	最大峰值電流 8/20μS Withstanding Surge Current		最大額定功率 Rated POWER	壓敏電壓 Varistor Voltage	最大限制電壓 Max Clamping Voltage	電容量 Capacitance (參考值)
	ACrms(V)	DC(V)	(J)	1 Time(A)	2 Time(A)	(W)	AT 1mA(V)	AT 25A(V)	1KHz(pF)
10D820K	50	65	16.8	2500	1250	0.4	82(74-90)	135	1200
10D101K	60	85	18.2	2500	1250	0.4	100(90-110)	165	1000
10D121K	75	100	21.0	2500	1250	0.4	120(108-132)	200	830
10D151K	95	125	25.2	2500	1250	0.4	150(135-165)	250	670
10D181K	115	150	30.8	2500	1250	0.4	180(162-198)	300	560
10D201K	130	170	42.0	2500	1250	0.4	200(185-225)	330	500
10D221K	140	180	46.2	2500	1250	0.4	220(198-242)	360	450
10D241K	150	200	50.4	2500	1250	0.4	240(216-264)	395	420
10D271K	175	225	57.4	2500	1250	0.4	270(243-297)	455	370
10D301K	190	250	63.0	2500	1250	0.4	300(270-330)	505	330
10D331K	210	275	68.6	2500	1250	0.4	330(297-363)	550	300
10D361K	230	300	74.2	2500	1250	0.4	360(324-396)	595	280
10D391K	250	320	81.2	2500	1250	0.4	390(351-429)	650	260
10D431K	275	350	88.2	2500	1250	0.4	430(387-473)	710	230
10D471K	300	385	96	2500	1250	0.4	470(423-517)	775	210
10D511K	320	415	98	2500	1250	0.4	510(459-561)	845	200
10D561K	350	460	100	2500	1250	0.4	560(504-616)	920	180
10D621K	385	505	102	2500	1250	0.4	620(558-682)	1025	160
10D681K	420	560	104	2500	1250	0.4	680(612-748)	1120	150
10D751K	460	615	110	2500	1250	0.4	750(675-825)	1240	140
10D781K	485	640	118	2500	1250	0.4	780(702-858)	1290	130
10D821K	510	670	122	2500	1250	0.4	820 (738-902)	1355	120
10D911K	550	745	128	2500	1250	0.4	910 (819-1001)	1500	110
10D102K	625	825	131	2500	1250	0.4	1000(900-1100)	1650	100
10D112K	680	895	133	2500	1250	0.4	1100(990-1210)	1815	90

注: 本產品目錄規格如有變更,恕不一一告知,訂購及使用之前,請仔細確認規格書內容
Note: Specifications given herein may be changed at any time without prior notice. Please confirm technical specifications before you order and/or use.

■最大冲击电流减额曲线
Maximum Surge Current Derating Curve

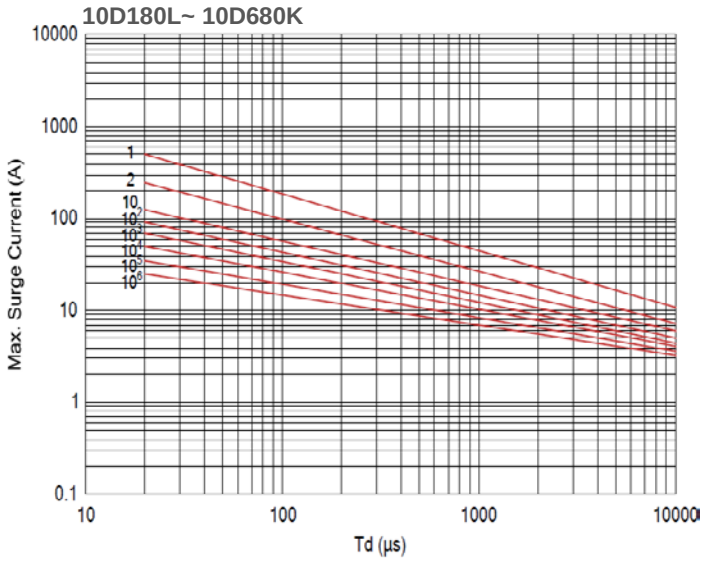

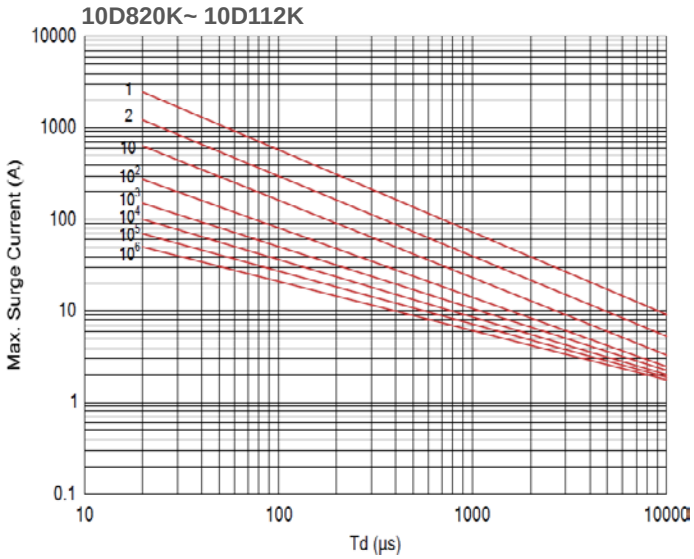

■最大漏电流与最大限制电压曲线
Maximum Leakage Current and Maximum Clamping Voltage Curve

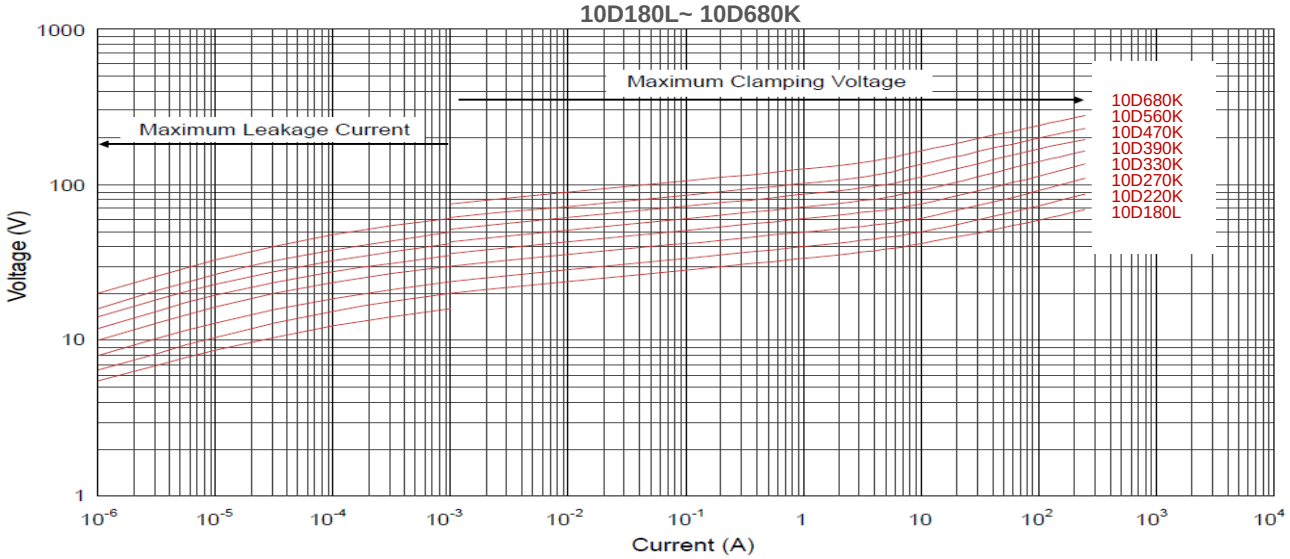

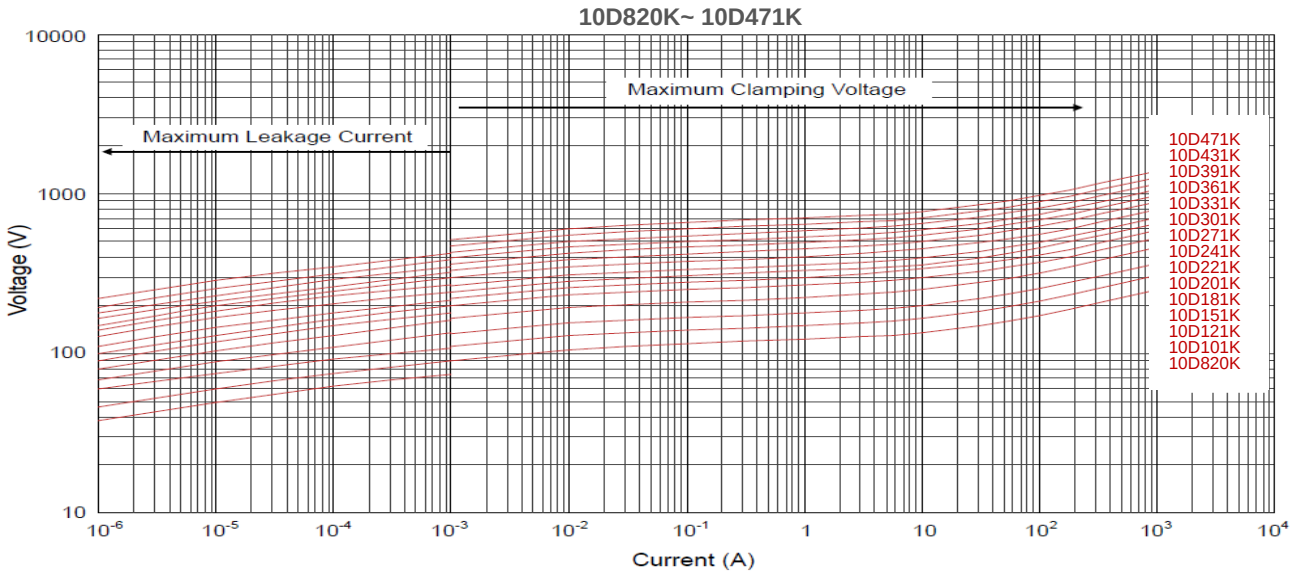

■最大漏电流与最大限制电压曲线
Maximum Leakage Current and Maximum Clamping Voltage Curve

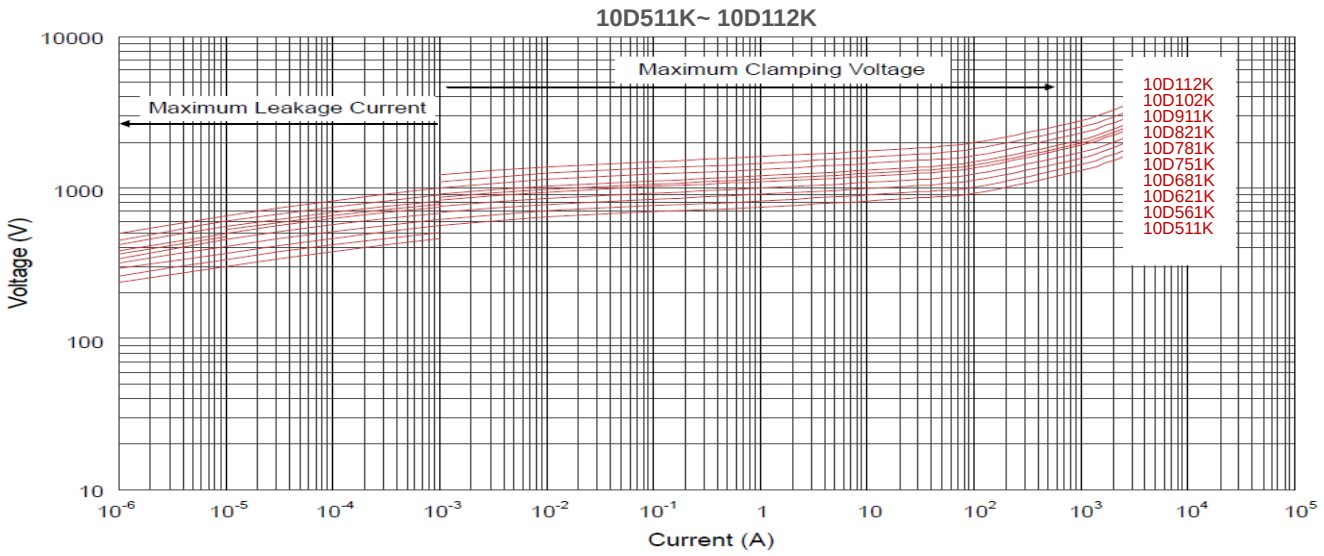

10D Series 標準型氧化鋅壓敏電阻器
Standard Metal Oxide Varistor

■尺寸 Dimensions(mm)

Type 1(Standard)	Type 2	Type 4	Type 7
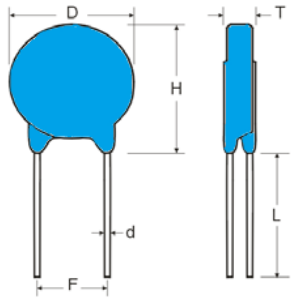	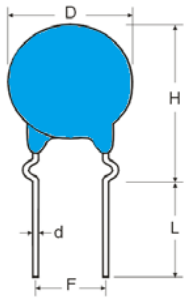	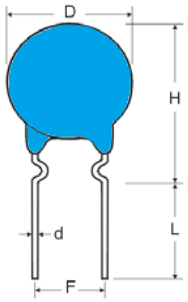	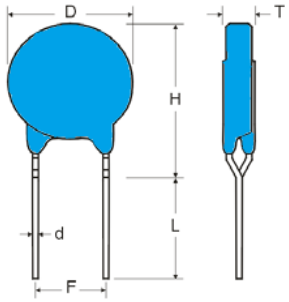

產品型號 Part No.	D Max.	H Max.		L min.	F ±0.8	d ±0.05	T Max.
		Type 1	Type 2 / 4 / 7				
10D112K	12.5	14.0	17.0	20.0	7.5	0.8	7.8
10D102K	12.5	14.0	17.0	20.0	7.5	0.8	7.6
10D911K	12.5	14.0	17.0	20.0	7.5	0.8	7.2
10D821K	12.5	14.0	17.0	20.0	7.5	0.8	6.8
10D751K	12.5	14.0	17.0	20.0	7.5	0.8	6.5
10D681K	12.5	14.0	17.0	20.0	7.5	0.8	6.4
10D621K	12.5	14.0	17.0	20.0	7.5	0.8	6.4
10D561K	12.5	14.0	17.0	20.0	7.5	0.8	6.2
10D511K	12.5	14.0	17.0	20.0	7.5	0.8	5.8
10D471K	12.5	14.0	17.0	20.0	7.5	0.8	5.6
10D431K	12.5	14.0	17.0	20.0	7.5	0.8	5.3
10D391K	12.5	14.0	17.0	20.0	7.5	0.8	5.1
10D361K	12.5	14.0	17.0	20.0	7.5	0.8	5.0
10D331K	12.5	14.0	17.0	20.0	7.5	0.8	4.8
10D301K	12.5	14.0	17.0	20.0	7.5	0.8	4.7
10D271K	12.5	14.0	17.0	20.0	7.5	0.8	4.5
10D241K	12.5	14.0	17.0	20.0	7.5	0.8	4.3
10D221K	12.5	14.0	17.0	20.0	7.5	0.8	4.2
10D201K	12.5	14.0	17.0	20.0	7.5	0.8	4.1
10D181K	12.5	14.0	17.0	20.0	7.5	0.8	4.1
10D151K	12.5	14.0	17.0	20.0	7.5	0.8	4.8
10D121K	12.5	14.0	17.0	20.0	7.5	0.8	4.5
10D101K	12.5	14.0	17.0	20.0	7.5	0.8	4.3
10D820K	12.5	14.0	17.0	20.0	7.5	0.8	4.1
10D680K	12.5	14.0	17.0	20.0	7.5	0.8	4.5
10D560K	12.5	14.0	17.0	20.0	7.5	0.8	4.5
10D470K	12.5	14.0	17.0	20.0	7.5	0.8	4.5
10D390K	12.5	14.0	17.0	20.0	7.5	0.8	4.5
10D330K	12.5	14.0	17.0	20.0	7.5	0.8	4.5
10D270K	12.5	14.0	17.0	20.0	7.5	0.8	4.5
10D220K	12.5	14.0	17.0	20.0	7.5	0.8	4.5
10D180L	12.5	14.0	17.0	20.0	7.5	0.8	4.5

注: 本產品目錄規格如有變更,恕不一一告知,訂購及使用之前,請仔細確認規格書內容
Note: Specifications given herein may be changed at any time without prior notice. Please confirm technical specifications before you order and/or use.

14D Series 標準型氧化鋅壓敏電阻器 - 標準型
Standard Metal Oxide Varistor -Standard Type

■電氣特性 Electrical Characteristics

產品型號 Part No.	最大允許迴路電壓 Maximum Allowable Voltage		能量/耐量 Energy 10/1000μS	最大峰值電流 8/20μS Withstanding Surge Current		最大額定功率 Rated POWER	壓敏電壓 Varistor Voltage	最大限制電壓 Max Clamping Voltage	電容量 Capacitance (參考值)
	ACrms(V)	DC(V)	(J)	1 Time(A)	2 Time(A)	(W)	AT 1mA(V)	AT 10A(V)	1KHz(pF)
14D180L	10	14	6.6	1000	500	0.1	18(15-21)	38	11100
14D220K	14	18	7.6	1000	500	0.1	22(20-24)	43	9100
14D270K	17	22	9.7	1000	500	0.1	27(24-30)	53	7400
14D330K	20	26	12.3	1000	500	0.1	33(30-36)	65	6100
14D390K	25	31	13.2	1000	500	0.1	39(35-43)	77	5100
14D470K	30	38	16.8	1000	500	0.1	47(42-52)	93	4300
14D560K	35	45	19.6	1000	500	0.1	56(50-62)	110	3600
14D680K	40	56	23.8	1000	500	0.1	68(61-75)	135	2900

產品型號 Part No.	最大允許迴路電壓 Maximum Allowable Voltage		能量/耐量 Energy 10/1000μS	最大峰值電流 8/20μS Withstanding Surge Current		最大額定功率 Rated POWER	壓敏電壓 Varistor Voltage	最大限制電壓 Max Clamping Voltage	電容量 Capacitance (參考值)
	ACrms(V)	DC(V)	(J)	1 Time(A)	2 Time(A)	(W)	AT 1mA(V)	AT 50A(V)	1KHz(pF)
14D820K	50	65	29.4	4500	2500	0.6	82(74-90)	135	2400
14D101K	60	85	33.6	4500	2500	0.6	100(90-110)	165	2000
14D121K	75	100	40.6	4500	2500	0.6	120(108-132)	200	1700
14D151K	95	125	51.8	4500	2500	0.6	150(135-165)	250	1300
14D181K	115	150	58.8	4500	2500	0.6	180(162-198)	300	1100
14D201K	130	170	75.2	4500	2500	0.6	200(185-225)	330	1000
14D221K	140	180	79.8	4500	2500	0.6	220(198-242)	360	900
14D241K	150	200	82.6	4500	2500	0.6	240(216-264)	395	830
14D271K	175	225	84.0	4500	2500	0.6	270(243-297)	455	740
14D301K	190	250	103	4500	2500	0.6	300(270-330)	505	670
14D331K	210	275	112	4500	2500	0.6	330(297-363)	550	610
14D361K	230	300	123	4500	2500	0.6	360(324-396)	595	560
14D391K	250	320	135	4500	2500	0.6	390(351-429)	650	510
14D431K	275	350	145	4500	2500	0.6	430(387-473)	710	460
14D471K	300	385	147	4500	2500	0.6	470(423-517)	775	430
14D511K	320	415	148	4500	2500	0.6	510(459-561)	845	390
14D561K	350	460	150	4500	2500	0.6	560(504-616)	920	360
14D621K	385	505	155	4500	2500	0.6	620(558-682)	1025	320
14D681K	420	560	160	4500	2500	0.6	680(612-748)	1120	290
14D751K	460	615	180	4500	2500	0.6	750(675-825)	1240	270
14D781K	485	640	190	4500	2500	0.6	780(702-858)	1290	260
14D821K	510	670	203	4500	2500	0.6	820 (738-902)	1355	230
14D911K	550	745	208	4500	2500	0.6	910 (819-1001)	1500	220
14D102K	625	825	212	4500	2500	0.6	1000(900-1100)	1650	200
14D112K	680	895	217	4500	2500	0.6	1100(990-1210)	1815	180
14D152K	900	1200	266	4500	2500	0.6	1500(1350-1650)	2475	130
14D182K	1000	1465	336	4500	2500	0.6	1800(1620-1980)	2970	110

注: 本產品目錄規格如有變更,恕不一一告知,訂購及使用之前,請仔細確認規格書內容
Note: Specifications given herein may be changed at any time without prior notice. Please confirm technical specifications before you order and/or use.

■最大冲击电流减额曲线
Maximum Surge Current Derating Curve

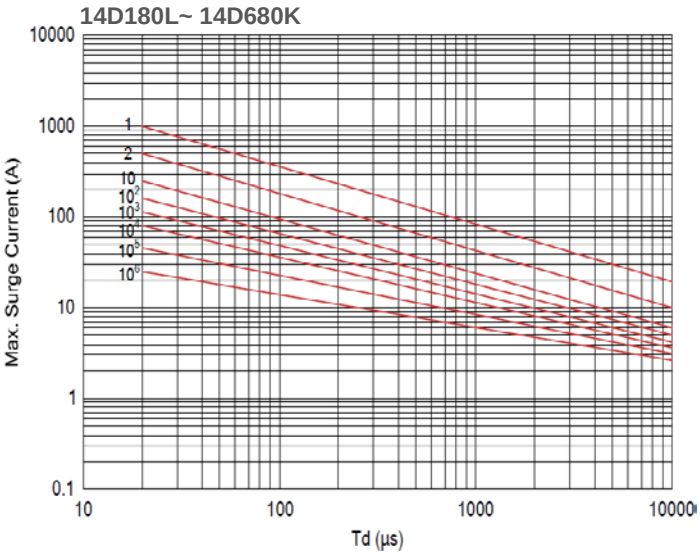

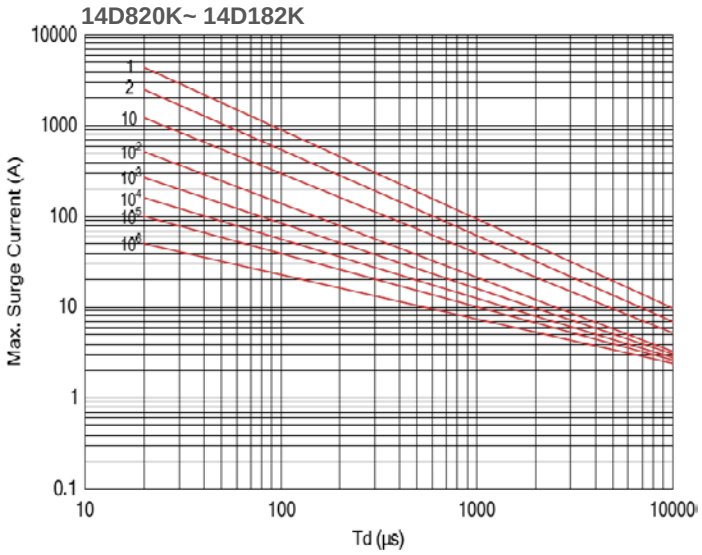

■最大漏电流与最大限制电压曲线
Maximum Leakage Current and Maximum Clamping Voltage Curve

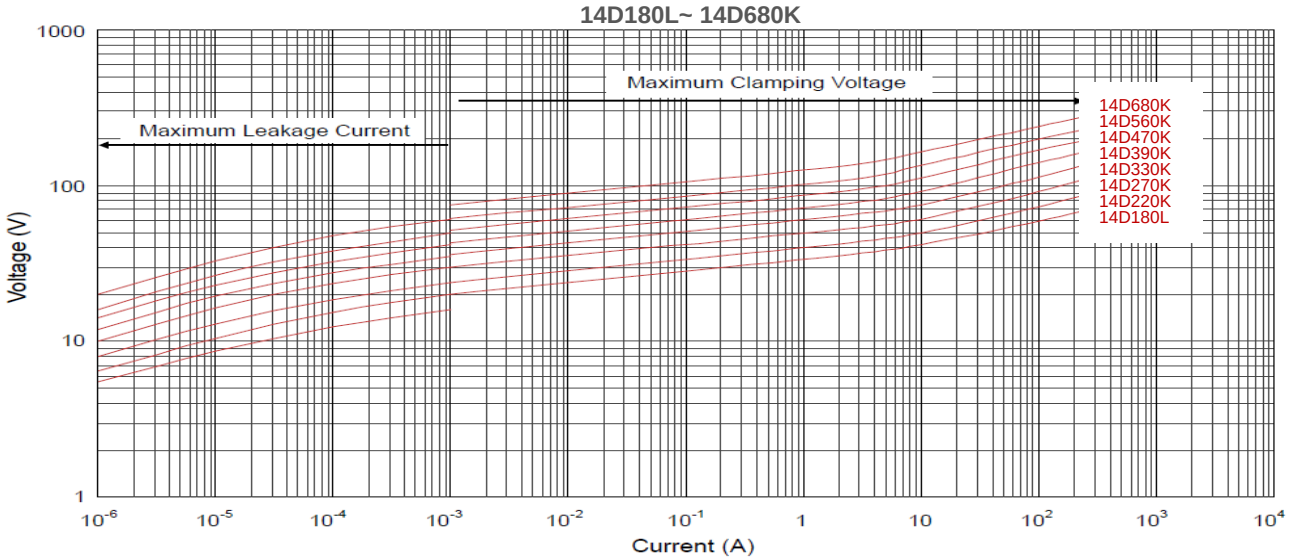

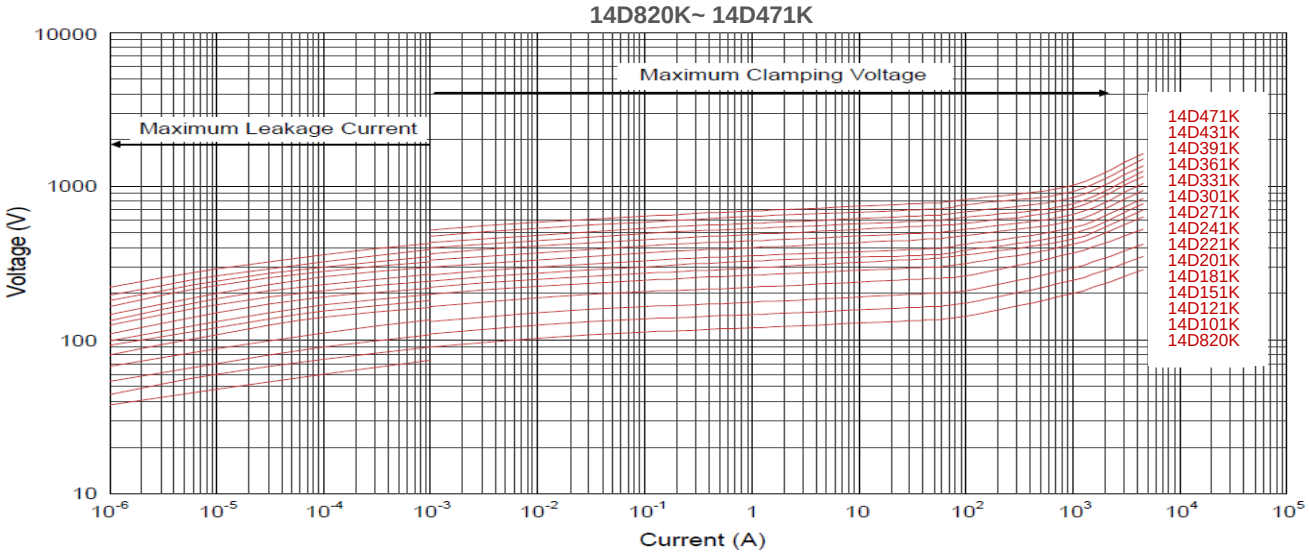

■最大漏电流与最大限制电压曲线
Maximum Leakage Current and Maximum Clamping Voltage Curve

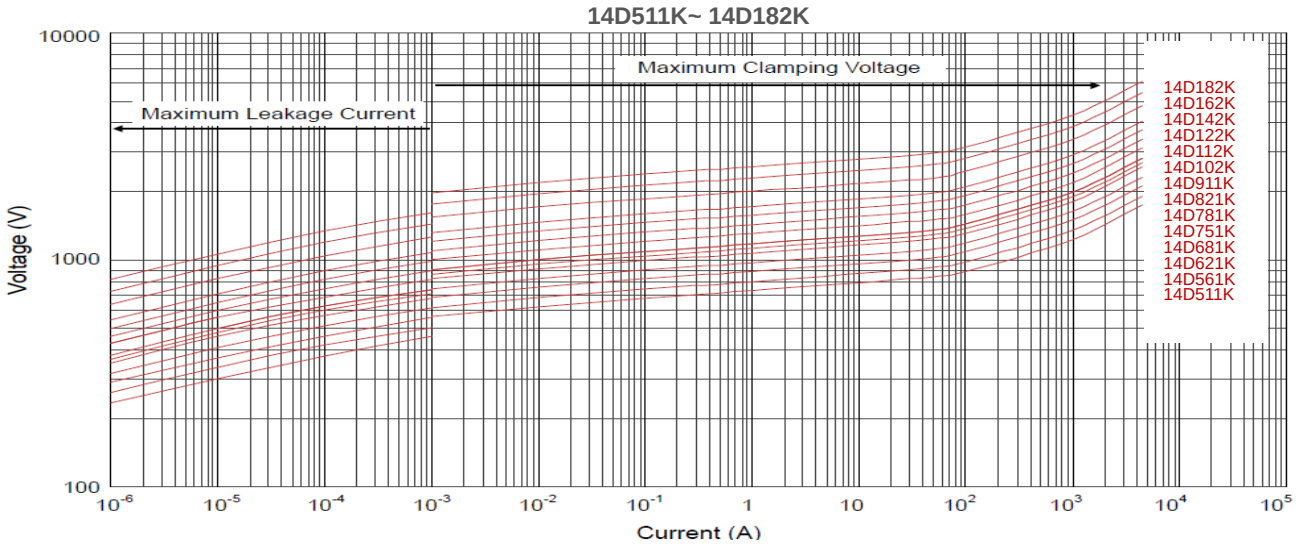

14D Series 標準型氧化鋅壓敏電阻器
Standard Metal Oxide Varistor

■尺寸 Dimensions(mm)

Type 1(Standard)	Type 2	Type 4	Type 7
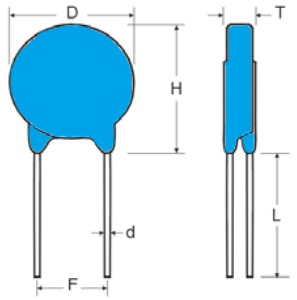	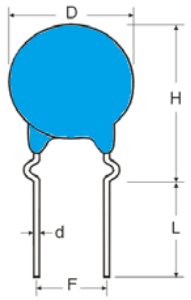	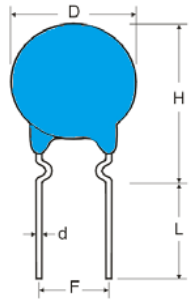	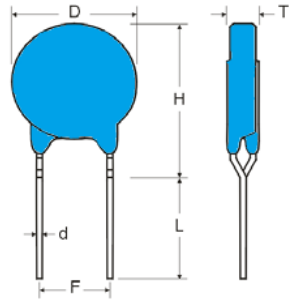

產品型號 Part No.	D Max.	H Max.		L min.	F ±0.8	d ±0.05	T Max.
		Type 1	Type 2 / 4 / 7				
14D182K	17.0	18.0	21.0	20.0	7.5	0.8	12.5
14D152K	17.0	18.0	21.0	20.0	7.5	0.8	11.0
14D112K	17.0	18.0	21.0	20.0	7.5	0.8	8.5
14D102K	17.0	18.0	21.0	20.0	7.5	0.8	7.8
14D911K	17.0	18.0	21.0	20.0	7.5	0.8	7.6
14D821K	17.0	18.0	21.0	20.0	7.5	0.8	7.2
14D781K	17.0	18.0	21.0	20.0	7.5	0.8	6.8
14D751K	17.0	18.0	21.0	20.0	7.5	0.8	6.5
14D681K	17.0	18.0	21.0	20.0	7.5	0.8	6.4
14D621K	17.0	18.0	21.0	20.0	7.5	0.8	6.4
14D561K	17.0	18.0	21.0	20.0	7.5	0.8	6.2
14D511K	17.0	18.0	21.0	20.0	7.5	0.8	5.8
14D471K	17.0	18.0	21.0	20.0	7.5	0.8	5.6
14D431K	17.0	18.0	21.0	20.0	7.5	0.8	5.3
14D391K	17.0	18.0	21.0	20.0	7.5	0.8	5.1
14D361K	17.0	18.0	21.0	20.0	7.5	0.8	5.0
14D331K	17.0	18.0	21.0	20.0	7.5	0.8	4.8
14D301K	17.0	18.0	21.0	20.0	7.5	0.8	4.7
14D271K	17.0	18.0	21.0	20.0	7.5	0.8	4.5
14D241K	17.0	18.0	21.0	20.0	7.5	0.8	4.3
14D221K	17.0	18.0	21.0	20.0	7.5	0.8	4.2
14D201K	17.0	18.0	21.0	20.0	7.5	0.8	4.1
14D181K	17.0	18.0	21.0	20.0	7.5	0.8	4.1
14D151K	17.0	18.0	21.0	20.0	7.5	0.8	4.8
14D121K	17.0	18.0	21.0	20.0	7.5	0.8	4.5
14D101K	17.0	18.0	21.0	20.0	7.5	0.8	4.3
14D820K	17.0	18.0	21.0	20.0	7.5	0.8	4.1
14D680K	17.0	18.0	21.0	20.0	7.5	0.8	4.1
14D560K	17.0	18.0	21.0	20.0	7.5	0.8	4.1
14D470K	17.0	18.0	21.0	20.0	7.5	0.8	4.5
14D390K	17.0	18.0	21.0	20.0	7.5	0.8	4.5
14D330K	17.0	18.0	21.0	20.0	7.5	0.8	4.2
14D270K	17.0	18.0	21.0	20.0	7.5	0.8	4.0
14D220K	17.0	18.0	21.0	20.0	7.5	0.8	4.0
14D180L	17.0	18.0	21.0	20.0	7.5	0.8	4.0

注: 本產品目錄規格如有變更,恕不一一告知,訂購及使用之前,請仔細確認規格書內容
Note: Specifications given herein may be changed at any time without prior notice. Please confirm technical specifications before you order and/or use.

20D Series 標準型氧化鋅壓敏電阻器
Standard Metal Oxide Varistor

■電氣特性 Electrical Characteristics

產品型號 Part No.	最大允許迴路電壓 Maximum Allowable Voltage		能量/耐量 Energy 10/1000μS	最大峰值電流 8/20μS Withstanding Surge Current		最大額定功率 Rated POWER	壓敏電壓 Varistor Voltage	最大限制電壓 Max Clamping Voltage	電容量 Capacitance (參考值)
	ACrms(V)	DC(V)	(J)	1 Time(A)	2 Time(A)	(W)	AT 1mA(V)	AT 20A(V)	1KHz(pF)
20D180L	10	14	6.1	2000	1000	0.2	18(15-21)	38	19000
20D220K	14	18	7.4	2000	1000	0.2	22(20-24)	43	15000
20D270K	17	22	9.1	2000	1000	0.2	27(24-30)	53	12000
20D330K	20	26	11.2	2000	1000	0.2	33(30-36)	65	10000
20D390K	25	31	13.2	2000	1000	0.2	39(35-43)	77	8500
20D470K	30	38	16.8	2000	1000	0.2	47(42-52)	93	7400
20D560K	35	45	19.6	2000	1000	0.2	56(50-62)	110	6500
20D680K	40	56	23.8	2000	1000	0.2	68(61-75)	135	5800

產品型號 Part No.	最大允許迴路電壓 Maximum Allowable Voltage		能量/耐量 Energy 10/1000μS	最大峰值電流 8/20μS Withstanding Surge Current		最大額定功率 Rated POWER	壓敏電壓 Varistor Voltage	最大限制電壓 Max Clamping Voltage	電容量 Capacitance (參考值)
	ACrms(V)	DC(V)	(J)	1 Time(A)	2 Time(A)	(W)	AT 1mA(V)	AT 100A(V)	1KHz(pF)
20D820K	50	65	37.8	6500	4000	1.0	82(74-90)	135	4900
20D101K	60	85	42.0	6500	4000	1.0	100(90-110)	165	4000
20D121K	75	100	56.0	6500	4000	1.0	120(108-132)	200	3300
20D151K	95	125	70.0	6500	4000	1.0	150(135-165)	250	2700
20D181K	115	150	84.0	6500	4000	1.0	180(162-198)	300	2200
20D201K	130	170	98.0	6500	4000	1.0	200(185-225)	330	2000
20D221K	140	180	105	6500	4000	1.0	220(198-242)	360	1800
20D241K	150	200	112	6500	4000	1.0	240(216-264)	395	1650
20D271K	175	225	126	6500	4000	1.0	270(243-297)	455	1500
20D301K	190	250	133	6500	4000	1.0	300(270-330)	505	1300
20D331K	210	275	140	6500	4000	1.0	330(297-363)	550	1200
20D361K	230	300	168	6500	4000	1.0	360(324-396)	595	1100
20D391K	250	320	182	6500	4000	1.0	390(351-429)	650	1000
20D431K	275	350	196	6500	4000	1.0	430(387-473)	710	930
20D471K	300	385	202	6500	4000	1.0	470(423-517)	775	850
20D511K	320	415	207	6500	4000	1.0	510(459-561)	845	780
20D561K	350	460	210	6500	4000	1.0	560(504-616)	920	715
20D621K	385	505	224	6500	4000	1.0	620(558-682)	1025	650
20D681K	420	560	224	6500	4000	1.0	680(612-748)	1120	600
20D751K	460	615	230	6500	4000	1.0	750(675-825)	1240	530
20D781K	485	640	240	6500	4000	1.0	780(702-858)	1290	510
20D821K	510	670	250	6500	4000	1.0	820 (738-902)	1355	500
20D911K	550	745	260	6500	4000	1.0	910 (819-1001)	1500	440
20D102K	625	825	270	6500	4000	1.0	1000(900-1100)	1650	400
20D112K	680	895	280	6500	4000	1.0	1100(990-1210)	1815	360
20D152K	900	1200	420	6500	4000	1.0	1500(1350-1650)	2475	260
20D182K	1000	1465	560	6500	4000	1.0	1800(1620-1980)	2970	220

注: 本產品目錄規格如有變更,恕不一一告知,訂購及使用之前,請仔細確認規格書內容
Note: Specifications given herein may be changed at any time without prior notice. Please confirm technical specifications before you order and/or use.

■最大冲击电流减额曲线
Maximum Surge Current Derating Curve

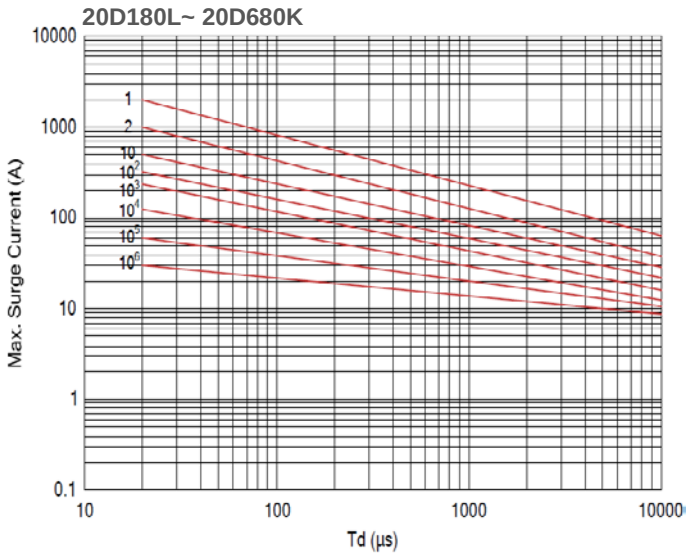

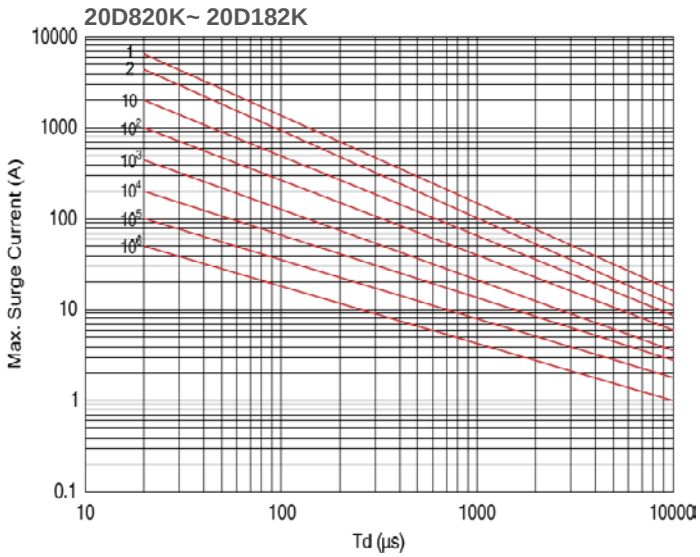

■最大漏电流与最大限制电压曲线
Maximum Leakage Current and Maximum Clamping Voltage Curve

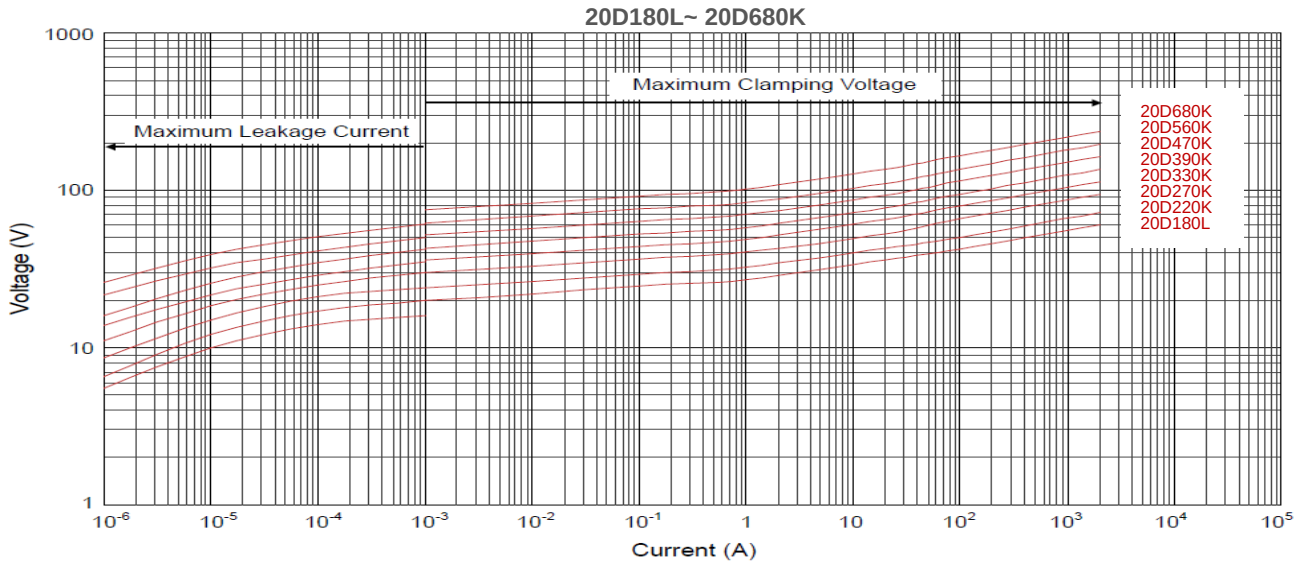

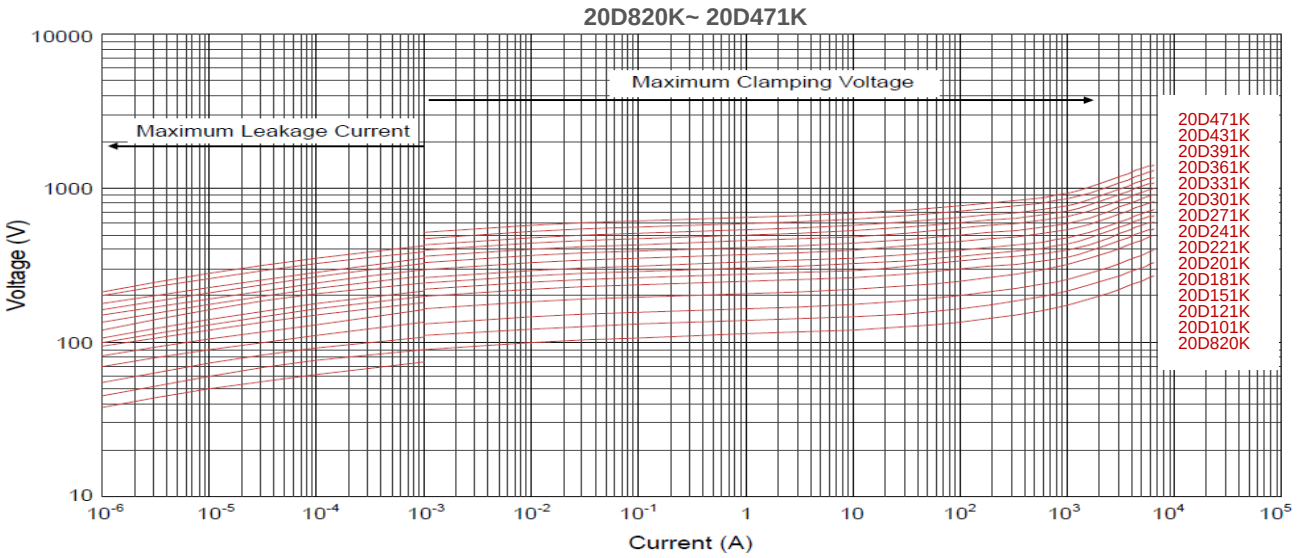

■最大漏电流与最大限制电压曲线
Maximum Leakage Current and Maximum Clamping Voltage Curve

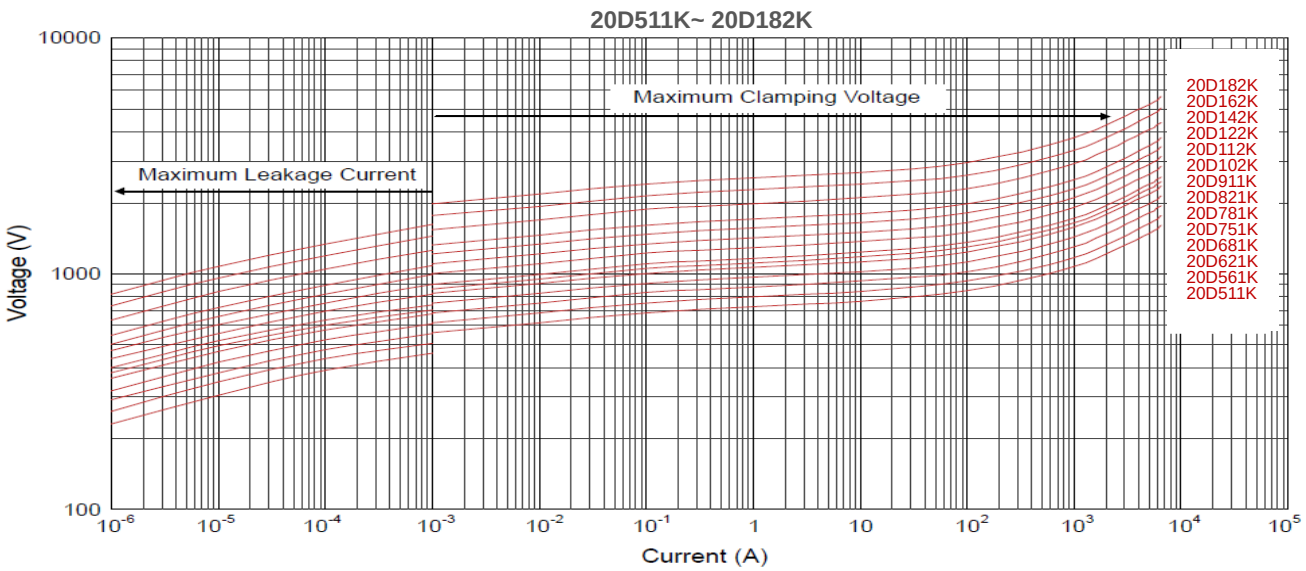

20D Series 標準型氧化鋅壓敏電阻器
Standard Metal Oxide Varistor

■尺寸 Dimensions(mm)

Type 1(Standard)	Type 2	Type 4	Type 7
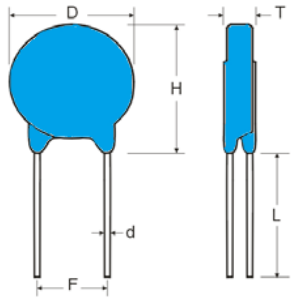	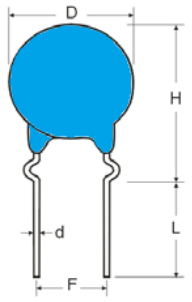	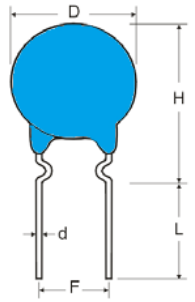	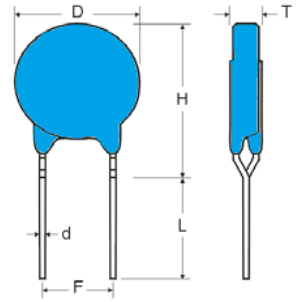

產品型號 Part No.	D Max.	H Max.		L min.	F ±0.8	d ±0.05	T Max.
		Type 1	Type 2 / 4 / 7				
20D182K	22.0	25.0	28.0	20.0	10.0	1.0	12.5
20D152K	22.0	25.0	28.0	20.0	10.0	1.0	11.0
20D112K	22.0	25.0	28.0	20.0	10.0	1.0	8.5
20D102K	22.0	25.0	28.0	20.0	10.0	1.0	7.8
20D911K	22.0	25.0	28.0	20.0	10.0	1.0	7.6
20D821K	22.0	25.0	28.0	20.0	10.0	1.0	7.2
20D781K	22.0	25.0	28.0	20.0	10.0	1.0	6.8
20D751K	22.0	25.0	28.0	20.0	10.0	1.0	6.5
20D681K	22.0	25.0	28.0	20.0	10.0	1.0	6.4
20D621K	22.0	25.0	28.0	20.0	10.0	1.0	6.4
20D561K	22.0	25.0	28.0	20.0	10.0	1.0	6.2
20D511K	22.0	25.0	28.0	20.0	10.0	1.0	5.8
20D471K	22.0	25.0	28.0	20.0	10.0	1.0	5.6
20D431K	22.0	25.0	28.0	20.0	10.0	1.0	5.3
20D391K	22.0	25.0	28.0	20.0	10.0	1.0	5.1
20D361K	22.0	25.0	28.0	20.0	10.0	1.0	5.0
20D331K	22.0	25.0	28.0	20.0	10.0	1.0	4.8
20D301K	22.0	25.0	28.0	20.0	10.0	1.0	4.7
20D271K	22.0	25.0	28.0	20.0	10.0	1.0	4.5
20D241K	22.0	25.0	28.0	20.0	10.0	1.0	4.3
20D221K	22.0	25.0	28.0	20.0	10.0	1.0	4.2
20D201K	22.0	25.0	28.0	20.0	10.0	1.0	4.1
20D181K	22.0	25.0	28.0	20.0	10.0	1.0	4.1
20D151K	22.0	25.0	28.0	20.0	10.0	1.0	4.8
20D121K	22.0	25.0	28.0	20.0	10.0	1.0	4.5
20D101K	22.0	25.0	28.0	20.0	10.0	1.0	4.3
20D820K	22.0	25.0	28.0	20.0	10.0	1.0	4.1
20D680K	22.0	25.0	28.0	20.0	10.0	1.0	4.1
20D560K	22.0	25.0	28.0	20.0	10.0	1.0	4.1
20D470K	22.0	25.0	28.0	20.0	10.0	1.0	4.5
20D390K	22.0	25.0	28.0	20.0	10.0	1.0	4.5
20D330K	22.0	25.0	28.0	20.0	10.0	1.0	4.2
20D270K	22.0	25.0	28.0	20.0	10.0	1.0	4.0
20D220K	22.0	25.0	28.0	20.0	10.0	1.0	4.0
20D180L	22.0	25.0	28.0	20.0	10.0	1.0	4.0

注: 本產品目錄規格如有變更,恕不一一告知,訂購及使用之前,請仔細確認規格書內容
Note: Specifications given herein may be changed at any time without prior notice. Please confirm technical specifications before you order and/or use.